

Non-Oil Foreign Trade

Till Third Quarter 2020 _Emirate of Dubai

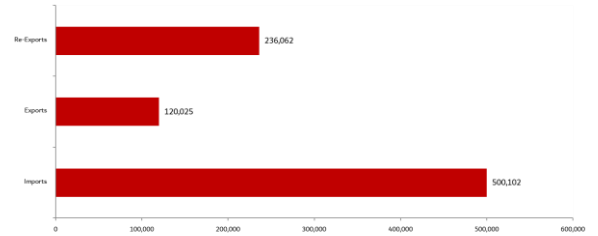


1- Foreign Trade

Non-Oil Foreign Trade reaches 856 Billion AED Till Third Quarter 2020.

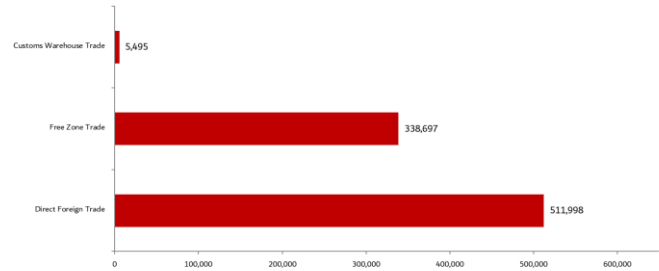
1.1 Foreign Trade by Type

- Foreign Trade Imports amounted 500,102 Million AED Till Third Quarter 2020, with contribution of 58.4%.
- Foreign Trade Exports amounted 120,025 Million AED Till Third Quarter 2020, with contribution of 14.0%.
- Foreign Trade Re-Exports amounted 236,062 Million AED Till Third Quarter 2020, with contribution of 27.6%.



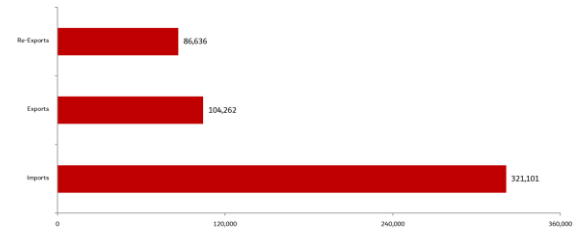
1.2 Foreign Trade by Zone

- Direct Foreign Trade amounted 511,998 Million AED Till Third Quarter 2020, with contribution of 59.8%.
- Free Zone Trade amounted 338,697 Million AED Till Third Quarter 2020, with contribution of 39.6%.
- Custom Warehouse Trade amounted 5,495 Million AED Till Third Quarter 2020, with contribution of 0.6%.



1.3 Direct Foreign Trade

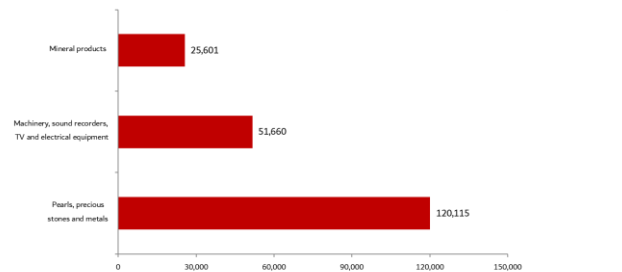
- Direct Foreign Trade Imports amounted 321,101 Million AED Till Third Quarter 2020, with contribution of 62.7%.
- Direct Foreign Trade Exports amounted 104,262 Million AED Till Third Quarter 2020, with contribution of 20.4%.
- Direct Foreign Trade Re-Exports amounted 86,636 Million AED Till Third Quarter 2020, with contribution of 16.9%.



1.3.1 Direct Foreign Trade Imports

- Till Third Quarter 2020, Pearls, precious stones and metals obtain the lead in Imports with amount of 120,115 Million AED and contribution of 37.4%, then Machinery, sound recorders, tv and electrical equipment amounted to 51,660 Million AED with contribution of 16.1%, followed by Mineral products amounted to 25,601 Million AED with contribution of 8.0%.

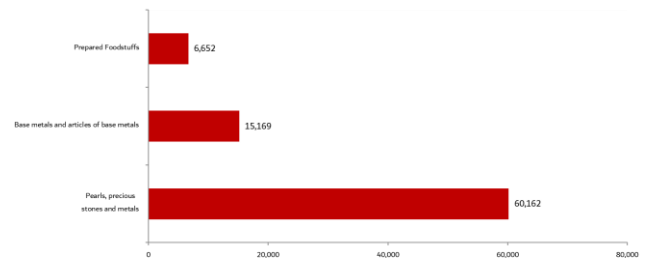
The most outstanding sections in Direct Foreign Trade Imports (value in Million)



1.3.2 Direct Foreign Trade Exports

- Till Third Quarter 2020, Pearls, precious stones and metals obtain the lead in Exports with amount of 60,162 Million AED and contribution of 57.7%, then Base metals and articles of base metals amounted to 15,169 Million AED with contribution of 14.5%, followed by Prepared foodstuffs amounted to 6,652 Million AED with contribution of 6.4%.

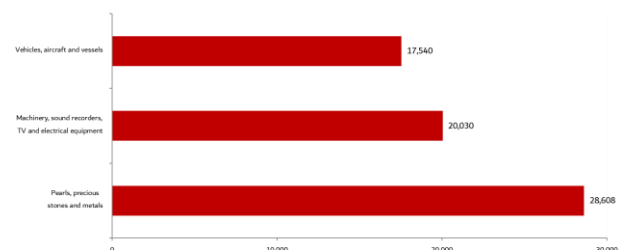
The most outstanding sections in Direct Foreign Trade Exports (value in Million)



1.3.3 Direct Foreign Trade Re-Exports

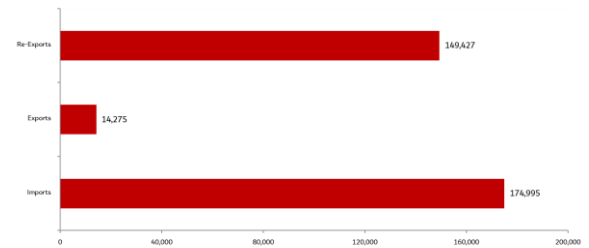
- Till Third Quarter 2020, Pearls, precious stones and metals obtain the lead in Re-Export with amount of 28,608 Million AED and contribution of 33.0%, then Machinery, sound recorders, tv and electrical equipment amounted to 20,030 Million AED with contribution of 23.1%, followed by Vehicles, aircraft and vessels amounted to 17,540 Million AED with contribution of 20.2%.

The most outstanding sections in Direct Foreign Trade Re-Exports (value in Million)



1.4 Free Zone Trade

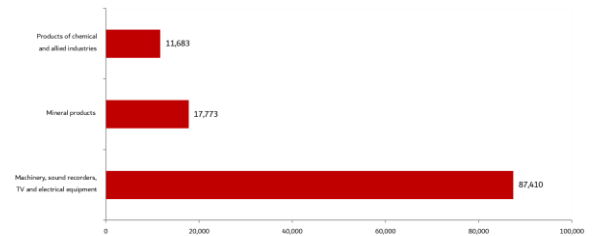
- Imports amounted to 174,995 Million AED and contributed 51.7% of Free Zone Trade Till Third Quarter 2020.
- Exports amounted to 14,275 Million AED and contributed 4.2% of Free Zone Trade in Till Third Quarter 2020.
- Re-Exports amounted to 149,427 Million AED and contributed 44.1% of Free Zone Trade till Third Quarter 2020.



1.4.1 Free Zone Trade Imports

- Till Third Quarter 2020, Machinery, sound recorders, tv and electrical equipment obtain the lead in Imports of Free Zone Trade with amount of 87,410 Million AED and contribution of 50.0%, then Mineral products amounted to 17,773 Million AED with contribution of 10.2%, followed by Products of chemical and allied industries amounted to 11,683 Million AED and contribution of 6.7%.

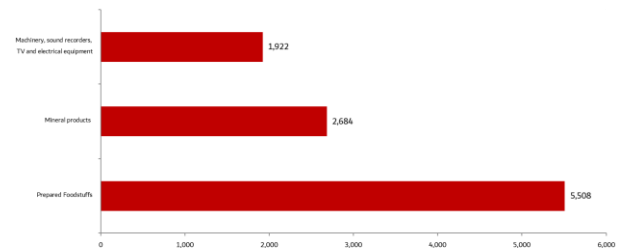
The most outstanding sections in Free Zone Trade Imports (value in Million)



1.4.2 Free Zone Trade Exports

- Till Third Quarter 2020, Prepared foodstuffs obtain the lead in Exports of Free Zone Trade with amount of 5,508 Million AED and contribution of 38.6%, then Mineral products amounted to 2,684 Million AED with contribution of 18.8%, followed by Machinery, sound recorders, tv and electrical equipment amounted to 1,922 Million AED and contribution of 13.5%.


The most outstanding sections in Free Zone Trade Exports (value in Million)



1.4.3 Free Zone Trade Re-Exports

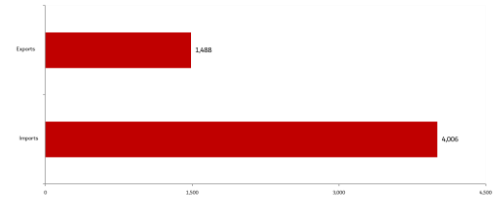
- Till Third Quarter 2020, Machinery, sound recorders, tv and electrical equipment obtain the lead in Re-Export of Free Zone Trade with amount of 92,568 Million AED and contribution of 61.9%, then Vehicles, aircraft and vessels amounted to 10,241 Million AED with contribution of 6.9%, followed by Products of chemical and allied industries amounted to 8,882 Million AED and contribution of 5.9%.

The most outstanding sections in Free Zone Trade Re-Exports (value in Million)



1.5 Custom Warehouse Trade

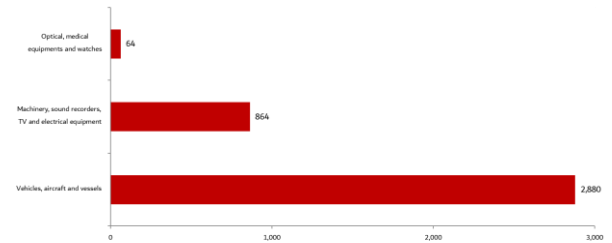
- Imports amounted to 4,006 Million AED and contributed 72.9% of Custom Warehouse Trade till Third Quarter 2020.
- Exports amounted to 1,488 Million AED and contributed 27.1% of Custom Warehouse Trade till Third Quarter 2020.



1.5.1 Custom Warehouse Trade Imports

- Till Third Quarter 2020, Vehicles, aircraft and vessels obtain the lead in Imports of Custom Warehouse Trade with amount of 2,880 Million AED and contribution of 71.9%, then Machinery, sound recorders, tv and electrical equipment amounted to 864 Million AED with contribution of 21.6%, followed by Optical, medical equipments and watches amounted to 64 Million AED and contribution of 1.6%.

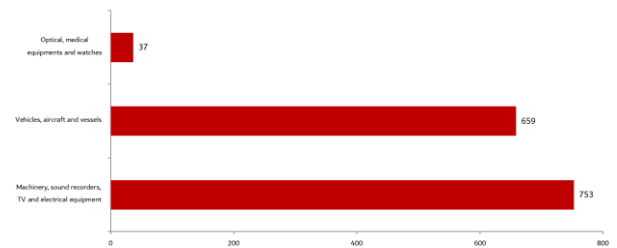
The most outstanding sections in Custom Warehouse Trade Imports (value in Million)



1.5.2 Custom Warehouse Trade Exports

- Till Third Quarter 2020, Machinery, sound recorders, tv and electrical equipment obtain the lead in Exports of Custom Warehouse Trade with amount of 753 Million AED and contribution of 50.6%, then Vehicles, aircraft and vessels amounted to 659 Million AED with contribution of 44.3%, followed by Optical, medical equipments and watches amounted to 37 Million AED and contribution of 2.5%.

The most outstanding sections in Custom Warehouse Trade Exports (value in Million)



Source: Dubai Custom- Preliminary data